

Dear Parents,

We understand that this a challenging time for everyone and that the practicalities of home learning may be difficult for a wide range of reasons. Following the Education Secretary's statement to Parliament, you may notice an increase in the amount of learning activities provided. This is due to the new guidance provided which states schools are expected to 'provide between three and five teaching hours a day, depending on a child's age'. Please be assured that there are no expectations on the quantity of work that is achieved and that the guidance and suggested activities set out below have been chosen to support your child in home learning and are not there to add additional pressure or stress. Please complete as much or as little as you can and once your child returns to school, the staff will ensure they are fully supported in catching up on any missed learning.

Y4

Lockdown Learning

Week commencing 1.3.21

Please find below a list of suggested activities for the children to complete this week. All children should have a login and password sheet to give them access to any online resources. They have also been provided with a selection of CGP books which they can complete if they are unable to access any online resources.

There will be daily Microsoft Teams sessions with Mrs McNally to provide additional teaching and learning activities. Please do not worry if you are unable to join the session, the children can just complete as many of the alternative activities below as they are able. All the resources for the live lessons are available in your child's Teams folders. General documents can be located in the Teams Class Contents Library.

If you have any queries or would like to share any of the children's work, please send it to the Y4 email address y4-stgodrics@durhamlearning.net

Ongoing Activities

Complete any pages from 1 – 19 and 25-27 of your Maths CGP Workout book. You can also try the Fraction questions (not the decimals) on pages 20- 24. Read and revise pages 4- 27 and 36-38 of your Maths Targeted Study Book. Read Fractions of an Amount on page 27, which we will be covering this week.

There are some practice questions at the end of each section which you can complete. The answers are in the back of the book. Complete pages 4-25, 36-55, 67, 76-83 and 96-97 of your Grammar, Punctuation and Spelling CGP book as they are topics we have already covered in class.

Keep practising those tables and spellings using Times Table Rockstars and Spelling Shed!

<https://play.ttrockstars.com/auth/school/student/65453>

<https://play.edshed.com/en-gb/spelling>

Check your Maths Shed lesson allocations for games related to this week's maths topics

<https://play.edshed.com/en-gb/number>

BBC Bitesize website has a wide range of home learning activities in a variety of subjects. **From Monday 11 January, the CBBC channel will have a three-hour block of primary school programmes from 9am. This will include programmes from BBC Live Lessons and BBC Bitesize Daily as well as Our School, Celebrity Supply Teacher, Horrible Histories and Operation Ouch**

[This Term's Topics - BBC Bitesize](#)

The Oak National Academy website also has online teaching videos and activities for different subjects and age groups.

[All subjects - Key Stage 2 - Oak National Academy \(thenational.academy\)](#)




Durham Music Services are providing 15 minutes of music tuition each day

<https://www.durhammusic.org.uk/15minsofmusic>

Join Joe Wicks for a daily exercise routine via YouTube

<https://www.youtube.com/playlist?list=PLokdTyVEX-wKPwxH6Eil7izF3lTkdgaud>

Monday

Maths	English	RE and French
<p>Online: Join us at gam for a whole school Collective Worship with Mrs Craig. Power Maths -Unit 9 Fractions (2) Lesson 3 from 4B book (Pink) - via Teams with Mrs McNally Subtracting fractions (2)</p> <p>Paper based: Alternatively, you can watch the White Rose home learning teaching video and have a go at the practice book, pages 100-102.</p> <p>Videos: https://whiterosemaths.com/homelearning/year-4/spring-week-7-number-fractions/ This video is called – Subtract 2 fractions</p> <p>Have a go at the following challenge –</p>	<p>Online: English lesson via Teams with Mrs McNally – please complete the lesson work in your home learning exercise book</p> <p>Paper based: SPAG task.</p>  <p>The girl curled up on the chair in the middle of the room.</p>  <p>The monkey took shelter under the leaf.</p>  <p>The man walked on water.</p>	<p>Online: RE lesson via Teams with Mrs McNally – please complete the lesson work in your home learning exercise book.</p> <p>Paper based: Topic – Lent and Easter Living in God's Way Read Scripture – Luke 6: 27-28 and 32-36 What does this passage tell you about God's way? How do you feel about living in this way? What changes would you have to make to your life to live in this way? What would you find difficult? What would you find rewarding? Now try and complete the worksheet in your Teams folder.</p>
<p>Fill in the missing numerators.</p> <p>a) $\frac{10}{11} - \frac{\square}{11} = \frac{7}{11}$</p> <p>b) $\frac{10}{11} - \frac{\square}{11} = \frac{7}{11} - \frac{4}{11}$</p> <p>c) $\frac{10}{11} - \frac{4}{11} = \frac{\square}{11} - \frac{7}{11}$</p> <p>d) $\frac{15}{4} - \frac{\square}{4} = 2$</p> <p>e) $\frac{9}{4} - \frac{1}{4} = \frac{\square}{4} + 1$</p> <p>f) $\frac{11}{4} - \frac{3}{4} = \frac{11}{3} - \frac{\square}{3}$</p>	<p>Can you write three sentences about each picture including subordinate clauses</p> <ol style="list-style-type: none">1. At the beginning2. In the middle3. At the end <p>Additional task: Grammar, Punctuation and Grammar CGP book page 40 – 41 Sentence Practice</p>	<p>Online: French lesson via Teams with Mrs McNally – please complete the lesson work in your Home learning exercise book.</p> <p>Paper based: Practice your French pronunciation with the help of BBC Bitesize – Pronouncing words in French - Vowels https://www.bbc.co.uk/bitesize/topics/zx3xwnb/articles/zbwq96f</p>

Look up the Word of the Day on Vocabulary Ninja. Can you use the word in your work today?
<https://vocabularyninja.co.uk/word-of-the-day/>

Tuesday

Music & Maths

Online:

Join us for an online Music lesson with Durham Music Services

Online:

Power Maths -Unit 9 Fractions
(1) Lesson 4 from 4B book (Pink)
- via Teams with Mrs McNally
Problem solving – adding and subtracting fractions (1)

This lesson will begin after our music lesson and then continue after morning break.

Paper based:

Alternatively, you can watch the White Rose home learning teaching video and have a go at the practice book 4B, pages 103-105.

Videos:

<https://www.bbc.co.uk/bitesize/topics/zhdwxnb/articles/zqn4k7h>

This video on BBC Bitesize is called – How to add and subtract fractions

Have a go at the following challenge –

Alex and Annie are taking turns playing a computer game.
Annie plays for a total of $2\frac{1}{4}$ hours.
Annie plays for $\frac{3}{4}$ of an hour more than Alex.
How much time do they spend in total playing on the game?

English

Online:

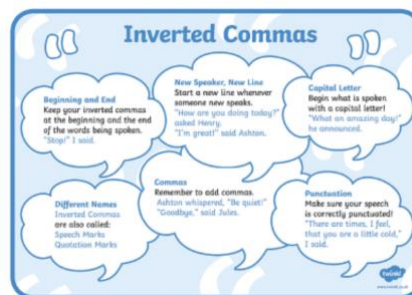
English lesson via Teams with Mrs McNally after lunch – please complete the lesson work in your home learning exercise book.

Paper based:

SPAG task. Look at the picture below, the station guard is talking to Paddington Bear.



Can you write a short conversation, correctly punctuated?



Look up the Word of the Day on Vocabulary Ninja. Can you use the word in your work today?
<https://vocabularyninja.co.uk/word-of-the-day/>

RE

Online:

RE lesson via Teams with Mrs McNally 2.30pm – please complete the lesson work in your home learning exercise book.

Paper based:

Our topic is the Lent and Easter.



Giotto. Washing of the Feet
Italian, 1304-1306

Watch – Jesus Washes His Disciples' Feet
<https://www.youtube.com/watch?v=bv5yJWNrnt4>

Describe what is happening in the painting by Giotto.
Consider the following questions when answering.

Why do you think this action of Jesus was so special?
What does it tell us about Jesus?
Why is this action of Jesus an example for Christians?
What do you think of Peter?

Wednesday

Captain Chemistry

We will be working with Captain Chemistry all day today, learning about the properties of materials and how these can change.

If you would like to join in with the investigations from home, here is a reminder of the equipment you will need:

Activity	Resources	Supervision
Making sounds	Plastic/wooden ruler Metal spoons Any musical instrument (optional) Empty, clean plastic or glass bottle Water	No
Ear Defenders	2 large, round yoghurt pots (Muller Lights are ideal) Sellotape Junk materials e.g. newspaper, cotton wool, kitchen roll, foam, sponge, bubble wrap etc	No



Thursday

<u>Maths</u>	<u>English</u>	<u>Geography</u>
<p>Online: Power Maths -Unit 9 Fractions (1) Lesson 5 from 4B book (Pink) - via Teams with Mrs McNally Problem solving – adding and subtracting fractions (2)</p> <p>Paper based: Alternatively, you can watch the White Rose home learning teaching video and have a go at the practice book, pages 106-108.</p> <p>Videos: https://www.bbc.co.uk/bitesize/topics/zhdwxnb This selection of videos will help you consolidate your learning about fractions.</p> <p>Have a go at the following challenge –</p>	<p>World Book Day Online: English lesson via Teams with Mrs McNally 11:00 am – 11:30am Mrs McNally will be reading the next instalment of 'Evie and the Animals' by Matt Haig</p> <p>Online At 11:30 am join the BBC Live Lesson for World Book Day The relevant worksheets are in your Teams folder</p> <p>Paper based: Write a book review about your favourite book. Explain why it is your favourite book and why someone else should read it. Design a cover for your favourite book.</p>	<p>Online: Geography lesson via Teams with Mrs McNally – please complete the lesson work in your Home learning exercise book.</p> <p>Paper based: To know about the physical geography of Italy Can you locate some of the physical features of Italy? Mountains and rivers. Can you find Italy's two mountainous areas on the map in your Teams folder? What are they called? Can you locate the longest river in Italy? What is it called? Use the Fact Sheets in your Teams folder to answer the worksheets provided.</p>

How many different ways can you find to solve the calculation?

$$\frac{\square}{\square} + \frac{\square}{\square} = \frac{11}{9}$$

Friday

<u>Maths</u>	<u>Maths</u>	<u>English</u>
<p>Online: Power Maths -Unit 9 Fractions (2) Lesson 6 from 4B book (Pink) - via Teams with Mrs McNally Calculating fractions as a quantity</p> <p>Paper based: Alternatively, you can watch the White Rose home learning teaching video and have a go at the practice book, pages 109-111.</p> <p>Videos: https://vimeo.com/511499873 The video is called – Calculate fractions of a quantity</p> <p>Have a go at the following challenge -</p> <div data-bbox="111 1400 550 1713" style="border: 1px solid black; padding: 5px;">  <p>The school kitchen needs to buy carrots for lunch.</p> <p>A large bag has 200 carrots and a medium bag has $\frac{3}{5}$ of a large bag.</p> <p>Mrs Rose says,</p> <div data-bbox="135 1556 343 1646" style="border: 1px solid green; border-radius: 15px; padding: 5px; display: inline-block;"> <p>I need 150 carrots so I will have to buy a large bag.</p> </div>  <p>Is Mrs Rose correct? Explain your reasoning.</p> </div> <p>Additional Task – Have a go at the WRM Parents' Fraction booklet (Y4 Spring block 3)</p>	<p>Online: Power Maths -Unit 9 Fractions (2) Lesson 7 from 4B book (Pink) - via Teams with Mrs McNally Problem solving – fractions of a quantity (1)</p> <p>Paper based: Alternatively, you can watch the White Rose home learning teaching video and have a go at the practice book, pages 112-114.</p> <p>Videos: https://vimeo.com/511578840 The video is called – Calculate quantities</p> <p>Have a go at the following challenge –</p> <div data-bbox="582 1400 1013 1657" style="border: 1px solid black; padding: 5px;"> <p>Dora and Mo have a full bottle of juice.</p> <p>Dora drinks $\frac{2}{5}$ of the juice.</p> <p>Mo drinks $\frac{1}{5}$ of the juice.</p> <p>There is 150 ml of juice left in the bottle.</p> <p>How much juice was in the full bottle?</p> </div>	<p>Online: English lesson via Teams with Mrs McNally – please complete the lesson work in your Home learning exercise book Comprehension – The Lake District</p> <p>Paper based: Complete the following comprehension task from your CGP Comprehension book pages 18 and 19 – Chinese New Year</p> <p>Additional Task: Grammar, Punctuation and Grammar CGP book – Apostrophes for Plural Possession pages 54-55</p> <p>Join us at 2:45 for a whole school Celebration Assembly with Mrs Craig.</p>