

Dear Parents,

We understand that this a challenging time for everyone and that the practicalities of home learning may be difficult for a wide range of reasons. Following the Education Secretary's statement to Parliament, you may notice an increase in the amount of learning activities provided. This is due to the new guidance provided which states schools are expected to 'provide between three and five teaching hours a day, depending on a child's age'. Please be assured that there are no expectations on the quantity of work that is achieved and that the guidance and suggested activities set out below have been chosen to support your child in home learning and are not there to add additional pressure or stress. Please complete as much or as little as you can and once your child returns to school, the staff will ensure they are fully supported in catching up on any missed learning.

Y4

Lockdown Learning

Week commencing 1.2.21

Please find below a list of suggested activities for the children to complete this week. All children should have a login and password sheet to give them access to any online resources. They have also been provided with a selection of CGP books which they can complete if they are unable to access any online resources.

There will be daily Microsoft Teams sessions with Mrs McNally to provide additional teaching and learning activities. Please do not worry if you are unable to join the session, the children can just complete as many of the alternative activities below as they are able. All the resources for the live lessons are available in your child's Teams folders. General documents can be located in the Teams Class Contents Library.

If you have any queries or would like to share any of the children's work, please send it to the Y4 email address y4-stgodrics@durhamlearning.net

Ongoing Activities

Complete any pages from 1 - 14 and 18-19 of your Maths CGP Workout book. Read and revise pages 4- 23 of your Maths Targeted Study Book. There are some practice questions at the end of each section which you can complete. The answers are in the back of the book. Complete pages 4-13 and 18-21 of your Grammar, Punctuation and Spelling CGP book as they are topics we have already covered in class. Keep practising those tables and spellings using Times Table Rockstars and Spelling Shed!

<https://play.ttrockstars.com/auth/school/student/65453>

<https://play.edshed.com/en-gb/spelling>

Check your Maths Shed lesson allocations for games related to this week's maths topics

<https://play.edshed.com/en-gb/number>

BBC Bitesize website has a wide range of home learning activities in a variety of subjects. **From Monday 11 January, the CBBC channel will have a three-hour block of primary school programmes from 9am. This will include programmes from BBC Live Lessons and BBC Bitesize Daily as well as Our School, Celebrity Supply Teacher, Horrible Histories and Operation Ouch**

[This Term's Topics - BBC Bitesize](#)

The Oak National Academy website also has online teaching videos and activities for different subjects and age groups.

[All subjects - Key Stage 2 - Oak National Academy \(thenational.academy\)](#)

Durham Music Services are providing 15 minutes of music tuition each day

<https://www.durhammusic.org.uk/15minsofmusic>

Join Joe Wicks for a daily exercise routine via YouTube

<https://www.youtube.com/playlist?list=PLokdTyVEX-wKPwxH6Eil7izF3lTkdqaud>

Monday

Maths	English	Science/RE
<p>Online: Power Maths -Unit 6 Lesson 14 from 4B book (Pink) - via Teams with Mrs McNally Dividing a 3-digit number by a 1 – digital number. Plus, End of Unit Check.</p> <p>Paper based: Alternatively, you can watch the White Rose home learning teaching video and have a go at the practice book, pages 45-47.</p> <p>Videos: https://whiterosemaths.com/homelearning/year-4/spring-week-3-number-multiplication-and-division/ This video is called Divide 3-digits by 1-digit</p> <p>Have a go at the following challenge –</p> <p>Use 15 counters and a place value chart.</p> <p>a) Can you make a number that is divisible by 3? b) Can you make a number that has a remainder of 1 when divided by 3? c) Can you make a number that has a remainder of 2 when divided by 3?</p>	<p>Online: English lesson via Teams with Mrs McNally – please complete the lesson work in your Home learning exercise book</p> <p>Paper based: SPAG lesson. We will be talking about our new spelling rule for this week. We will be continuing to use subordinate clauses again this week. Complete the worksheet in your Teams folder to show you recognise and can use subordinate clause and conjunctions.</p> <p>Additional task: Grammar, Punctuation and Grammar CGP book pages 22 and 23 - Conjunctions.</p> <p>Look up the Word of the Day on Vocabulary Ninja. Can you use the word in your work today? https://vocabularyninja.co.uk/word-of-the-day/</p> <p>Try on of the new games on Vocabulary Ninja site. Do you know your synonyms? Play Synonym Stars https://games.vocabularyninja.co.uk/games/SynonymStars/</p>	<p>Online: Science lesson via Teams with Mrs McNally – please complete the lesson work in your Home learning exercise book.</p> <p>Paper based: Living Things and their Habitats You be completing your newspaper report about your endangered animal. Are you able to use a Word template to complete this task and include a name for your newspaper, headline, pictures with captions and interesting facts? If you are able to submit your finished work, we can then share it with the class.</p> <p>Online: RE lesson via Teams with Mrs McNally – please complete the lesson work in your Home learning exercise book.</p> <p>Paper based: Our topic is the Eucharist. Today we will be learning all about The Liturgy of the Word – The Readings Look at the documents in the Teams folder. Can you describe where in the Bible you would find the following- First Reading Responsorial Psalm and Second Reading</p> <p>2020 was The Year of the Word. Read the following prayer and discuss with your family how Catholics believe God speaks through the scriptures.</p> <p>The Official Prayer for the Year of the Word</p>

Living God, you walk alongside us and speak to us throughout the Scriptures. Your Son, Jesus Christ, listens to our hopes and fears and shows us how to live for one another. Send us the Holy Spirit to open our hearts and minds so that we may be your witnesses throughout the world. Amen Your word is our path and your truth is our light. This day and every day. Our Lady of the Annunciation Pray for us St Matthew Pray for us St Jerome Pray for us

Tuesday


<u>Music & Maths</u>	<u>English</u>	<u>Computing</u>
<p>Online: Join us for an online Music lesson with Durham Music Services</p> <p>Online: Power Maths -Unit 7 Measure – Area. We are beginning a new unit today. Lesson 1 from 4B book (Pink) - via Teams with Mrs McNally What is area? This lesson will begin after our music lesson and then continue after morning break.</p> <p>Paper based: Alternatively, you can watch the White Rose home learning teaching video and have a go at the practice book, pages 54-56.</p> <p>Videos: https://whiterosemaths.com/homelearning/year-4/spring-week-4-measurement-area/ The video is called – What is area?</p> <p>Have a go at the following challenge –</p>	<p>Online: English lesson via Teams with Mrs McNally – please complete the lesson work in your Home learning exercise book. This lesson will be taught in the afternoon due to our morning music lesson.</p> <p>Paper based: This is our final lesson about our fictional book, 'Escape from Pompeii' by Christina Balit. We will be writing about Plot Point 6 – Can you write a detailed paragraph using powerful adjectives, direct speech and a rhetorical question?</p> <p>Look up the Word of the Day on Vocabulary Ninja. Can you use the word in your work today? https://vocabularyninja.co.uk/word-of-the-day/</p>	<p>Online: Computing lesson via Teams with Mrs Langdon 2.30pm – Mrs Langdon will give you a new code to use today.</p> <p>Paper based: Internet Safety: Caught in the Web – a Newsround Special Watch the following video to learn some tips about how to be safe online. https://www.bbc.co.uk/newsround/13908828</p>

For each pair of shapes, tick the shape with the greater area.

a)  c) 

b) 

Wednesday

Maths	English	PE
<p>Online: Power Maths -Unit 7 Measure – Area. Lesson 2 from 4B book (Pink) - via Teams with Mrs McNally. Counting squares (1)</p> <p>Paper based: Alternatively, you can watch the BBC Bitesize home learning teaching video and have a go at the practice book, pages 57-59. Videos: https://whiterosemaths.com/homelearning/year-4/spring-week-4-measurement-area/ The video is called – Counting squares</p> <p>Have a go at the following challenge –</p> <p>Here is a rectangle.</p>  <p>a) The rectangle has <input type="text"/> rows and <input type="text"/> columns. b) What is the area of the rectangle? <input type="text"/> squares c) How did you work out the area?</p>	<p>Online: English lesson via Teams with Mrs McNally – please complete the lesson work in your Home learning exercise book.</p> <p>Paper based: We will be beginning to read our new fictional novel 'The Spiderwick Chronicles' by Tony DiTerlizzi and Holly Black. If you are not following the story being read in the online lesson, please email the Y4 email address for a link to the book. Make predictions about the cover. What do you think the book is about? Who are the characters? Read the two letters prior to Chapter One. What else do they tell us about the story? Read to the end of page 6. Complete the worksheet in your Teams folder called 'The Grace children'.</p> <p>Additional task: Grammar, Punctuation and Grammar CGP book pages 16-17 – Noun Phrases</p>	<p>Paper based only: Pick one of the Joe Wicks PE videos on YouTube and have a go. Think about which muscles you are using throughout your workout. https://www.youtube.com/playlist?list=PLokdTyVEX-wKPwxH6Eil7i2F3lTkdqaud</p> <p>Additional Activities – Can you begin to create your own Volcano at home. Can you make a note of the materials you have selected and why?</p> <p>Complete the Wordsearch in your Quiz Teams folder based in this week's spellings (List 11). Words with the 'sh' sound spelled ch.</p> <p>Have a go at the Hive game on Spelling Shed #885862</p> <p>Use the website Spelling Frame to practise this week's spelling rule – Go to Year 3 and 4, Spelling Rule 16. https://spellingframe.co.uk</p>

Thursday

Maths	English	History/Art
<p>Online: Power Maths -Unit 7 Measure – Area. Lesson 3 from 4B book (Pink) - via Teams with Mrs McNally</p>	<p>Online: English lesson via Teams with Mrs McNally – please complete the lesson work in your Home learning exercise book.</p>	<p>Online: English lesson via Teams with Mrs McNally – please complete the lesson work in your Home learning exercise book</p>

Counting squares (2)

Paper based:

Alternatively, you can watch the White Rose home learning teaching video to recap and have a go at the practice book, pages 60-62.

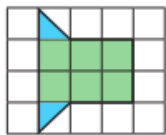
Videos:

<https://whiterosemaths.com/homelearning/year-4/spring-week-4-measurement-area/>

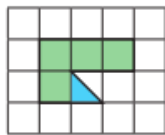
The video is called – Counting squares

Have a go at the following challenge -

What is the area of each shape?



area = squares



area = squares

Paper based:

We will be continuing to read our new fictional novel 'The Spiderwick Chronicles' by Tony DiTerlizzi and Holly Black. If you are not following the story being read in the online lesson, please email the Y4 email address for a link to the book.

Read to the middle of page 20 then predict what will happen next.

Read to the end of page 23.

Consider who might have placed the objects in the wall?

Read to the end of Chapter 3.

Use the information from the text to complete the worksheet in your Teams folder called 'Spot the Difference!'

Look up the Word of the Day on Vocabulary Ninja. Can you use the word in your work today?

<https://vocabularyninja.co.uk/word-of-the-day/>

Paper based:

Next week we will be creating Roman Mosaics using a paper plate and your choice of small sweets.

Can you carry out your own research about mosaics?

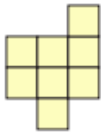
You can find out more on the [English Heritage site](#)

Friday

<u>Maths</u>	<u>English</u>	<u>Mini Vinnie activity</u>
<p>Online: Power Maths -Unit 7 Measure – Area. Lesson 4 from 4B book (Pink) - via Teams with Mrs McNally Making Shapes</p> <p>Paper based: Alternatively, you can watch the White Rose home learning teaching video and have a go at the practice book, pages 63-65.</p> <p>Videos: https://whiterosemaths.com/homelearning/year-4/spring-week-4-measurement-area/ The video is called – Making shapes</p>	<p>Online: English lesson via Teams with Mrs McNally – please complete the lesson work in your Home learning exercise book Comprehension Lesson</p> <p>Paper based: Complete the comprehension task in your Teams folder and mark with the rest of the class at the end of the lesson.</p> <p>Alternatively, you can complete the following comprehension task in your Year 4 CGP book – 'Hamish and the Worldstoppers' on pages 12 and 13.</p> <p>Additional Task:</p>	<p>Paper based: Can you create a Valentine's cards for someone in your family? You could use the information on Teams if you wish.</p> <p>Alternatively, could you write a letter to someone in your family thanking them for all their help during Lockdown?</p> <p>We have been reading 'Cliffhanger' by Jacqueline Wilson which features funny postcards. Could you write a sequence of funny postcards to your parents about your home learning?</p> <p>Have you completed all the activities in your CGP books</p>

Have a go at the following challenge –

a) Add squares to this shape to make it into a square.



b) What is the area of the square you have made?

sq

Grammar, Punctuation and Grammar CGP book – Apostrophes for Missing Letters pages 50 -51.

which have been previously recommended? Read the details above to check.